









Crochet Yarn Weight & Hook Size Chart

YARN WEIGHTS	YARN TYPE	WPI*	METRIC HOOK SIZE	US HOOK SIZE	COMMON PROJECTS
 LACE	Light fingering, 10 count thread, lace, 1-3 ply	30 - 40	Steel : 1.6-1.4mm Regular: 2.25mm	Steel: 6, 7, 8 Regular: B/1	Lace, doilies, shawls
 SUPER FINE	Sock, fingering, baby, 4 ply	14 - 30	2.25 - 3.5mm	B/1 - E/4	Lace, doilies, shawls
 FINE	Sport, baby, 5 ply	12 - 18	3.5 - 4.5mm	E/4 - 7	Lace, doilies, shawls, baby wear, light garments, socks
 LIGHT	Light worsted, DK (double knit), 8 ply	11 - 15	4.5 - 5.5mm	7 - I/9	Amigurumi, baby blankets, coasters, garments, light weight scarves, table runners
 MEDIUM	Worsted, Afghan, Aran, 10 ply	9 - 12	5.5 - 6.5mm	I/9 - K/10.5	Amigurumi, blankets, sweaters, hats, scarves
 BULKY	Chunky, craft, rug, 12 ply	6 - 9	6.5 - 9 mm	K/10.5 - M/13	Blankets, rugs, jackets, hats, scarves
 SUPER BULKY	Super bulky, roving, 14 ply	5 - 6	9 - 15mm	M/13 - Q	Heavy blankets, sweaters, rugs, baskets, scarves
 JUMBO	Jumbo, roving, ultra, 16 ply	1 - 4	15mm and larger	Q and larger	Heavy blankets, finger crochet


*Wraps per inch (WPI) is a simple way to measure yarn thickness when you don't know its weight category

How to do it:

- Take a ruler or pencil.
- Wrap the yarn around it without overlapping.
- Count how many wraps fit in 1 inch.
- The number tells you the yarn thickness (thin yarn = more wraps, thick yarn = fewer wraps).

Crocheting Tips

- Pull from the center to keep your yarn from rolling away.
- Match fiber to project—cotton for dishcloths, wool for warmth.
- Check dye lots if you need color consistency.
- Swatch first—it saves time later.
- Store skeins loosely to avoid stretching the fibers.
- Use a yarn bowl to tame slippery balls.
- Wind skeins into cakes for smoother tension.
- Keep scrap yarn—it's perfect for stitch markers.
- Avoid tight tension—it tires your hands and stiffens fabric.



easybreezycrochet.com

For printable ad-free crochet patterns and more content like this
join our community in the Pattern Vault on Patreon → <https://www.patreon.com/cw/EasyBreezyCrochet>